

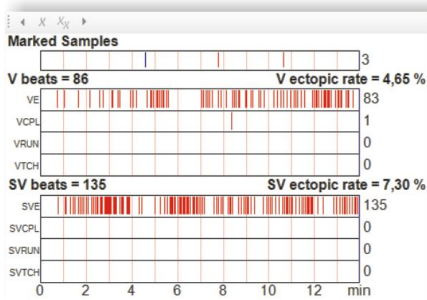
# EC-12S RESTING AND STRESS TEST SYSTEM WITH BUILT-IN BP MONITOR (BLUETOOTH)

- BUILT-IN EXPERT SYSTEM TO GIVE PRECISE DIAGNOSIS
- SMALL SIZE, COMPACT BUILD
- ALARM TO DETECT ELECTRODE FALLING OFF
- TREADMILL, ERGOMETER OR MASTER STEP BASED DIAGNOSTIC EXERCISE MEASUREMENT SYSTEM
- INTEGRATED RESTING AND STRESS TEST ECG SOFTWARE WITH DATABASE MANAGEMENT
- NO NEED TO CONNECT THE PATIENT TO THE PC WITH CABLES: BLUETOOTH PC CONNECTION
- UNIQUE SOLUTION ON THE MARKET: ONLY STRESS TEST DEVICE WITH BUILT-IN BP MONITOR

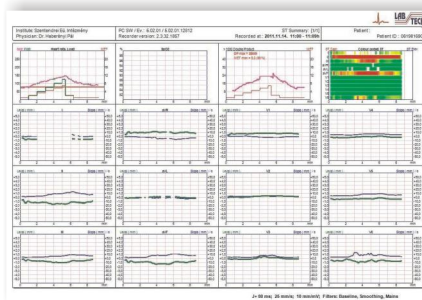


EC-12S

The EC-12S Stress Test System has all the characteristics of our EC-12R and EC-12R/S devices, but it also offers built-in auscultation blood pressure measurement. Connected to the PC, the device display sampling and ECG curves with high precision, automatically loads controls, and monitors HR, ST, ABP, MET, etc. parameters. The user-friendly analyzing software enables efficient and reliable measurement. It is capable of exporting, importing and archiving records.



ECTOPIC EVENTS



ST SUMMARY REPORT

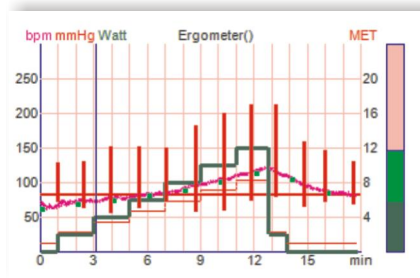


MAIL: LABTECH LTD., 4. VÁG STREET  
DEBRECEN 4031 HUNGARY  
WWW: [HTTP://WWW.LABTECH.HU](http://www.labtech.hu)

PHONE: +36-52-310-128  
FAX: +36-52-412-023  
EMAIL: [MEDICAL@LABTECH.HU](mailto:medical@labtech.hu)

# EC-12S RESTING AND STRESS TEST SYSTEM WITH BUILT-IN BP MONITOR (BLUETOOTH)

- SIMPLE, USER FRIENDLY SOFTWARE WITH MULTIPLE FUNCTIONS
- PRECISE QRS CLASSIFICATION
- BUILT-IN EXPERT SYSTEM,
- SHORT AND LONG RESTING ECG RECORD
- BP MEASUREMENT BASED ON AUSCULTATION METHOD
- COLOUR-CODED ST LEVEL, SLOPE AND ST LOOP GRAPHS
- SAECG
- MET COMPUTATION
- HR, BP, LOAD, MET GRAPHS
- VARIOUS PRINTABLE REPORTS
- CUSTOMIZABLE ALARM AND STOP CRITERIA
- ERGOMETER AND TREADMILL DATABASE
- COMPARING MEASUREMENTS
- DICOM, GDT, MFER, HL7
- LOCAL AND NETWORK OPERATION
- EXPORT AND IMPORT FUNCTIONS



HR | BP | LOAD - DIAGRAM

## Monitoring patient with continuous recording

Besides conventional or short-term resting ECG records, you can also make records lasting several hours.

## Ergometer and Treadmill database

Besides 17 ergometer and 18 treadmill built-in protocols, the software also contains Master-Step and Walking Test. All protocols have been tested.

## ECG Filtering to improve signal quality

Using an effective digital filtering technology, there is practically no baseline movement. The smoothing filter removes muscle and network noise components from the signals without distorting QRS complexes.

## Reducing the number of faulty readings by synchronizing BP measurements

Defining blood pressure by QRS gate method effectively reduces the number of faulty measurements. Due to the integration, there is no QRS synchronic "slip", so even in case of high heart frequency no such problem will occur.

## Emergency stop when the patient feels discomfort or dizziness during continuous monitoring

In case a patient feels discomfort or dizziness during a stress test, monitoring can be extended up to 60 minutes with ST trends and blood pressure monitoring.

## Rhythm view

All resting/continuous/stress test ECG examination will have a window below the normal 1-minute-long ECG display. This full view display shows a 5-minute-long ECG section and we can keep track of all arrhythmias in this section.